

Home Booklet



WELCOME TO ORLÉANS

CESI
ÉCOLE D'INGÉNIEURS



SUMMARY

BEFORE YOU ARRIVE

Visa.....	4
Looking for accommodation.....	5

ONCE YOU ARE HERE

Visa.....	8
Healthcare.....	9
Bank account.....	12
Phone and Internet.....	13
Campus Tax.....	14

WHILE YOU ARE HERE

Safety and Security.....	16
Eating out and going out.....	17
Travel.....	18
Useful links.....	20
Contact details.....	21

BEFORE
YOU 
ARRIVE

VISA

Please note, EEA and Swiss students do not need a visa to travel and stay in France.

If you need a visa, it is important to identify the visa type requested for your stay:

- **VLS-TS « Étudiant »** - Long stay visa that allows you to study in France for 4 to 12 months. For more information about this visa and how to extend it, please check [here](#).
- **VLS-TS « Stagiaire »** - Long stay visa for internship. Allows you to stay in France for more than 3 months as an intern. For more information about this visa, please check [here](#).

Once here, you will need to get your VLS-TS visa validated within 2 months (more information about the validation process can be found in the section « Once you are here » of this leaflet).

- **VISA long séjour « Passeport talent »** - This visa is for PhD and Research students. For more information about this visa, please check [here](#). (You will also need to get it validated online shortly after your arrival)
- **VISA SHENGEN Court Séjour** - This is a short stay visa for less than 3-month stay (90 days). It can be used for short internship or short academic mobility. For more information about this visa, please check [here](#).

Students Under 18

You will need to apply for a « Long Stay Visa for School-Going Minor » or « Visa de Long Séjour pour Mineur scolarisé ». You won't need to get your visa validated on arrival but there are some actions to take in case you turn 18 during your stay. More information about this visa and what to do if you turn 18 while in France can be found [here](#).

Algerian Students

There are specific visa requirements for Algerian students. More detailed information is available on Campus France [website](#).

LOOKING FOR ACCOMODATION

We understand that looking for accommodation will be a priority. That is why we can help you with your search if needed (see contact details). It is important that you plan your accommodation in advance, as it can sometimes be difficult to find one during peak academic starting times.

To help you start your search, we compiled a list of local student accommodations that might be of interest on our website.

Student Accommodation	Approximative monthly rent	Online site
Studapart	From 400 euros per month	https://cesi.studapart.com/en/
Carré Céleste Les Belles Années	From 447 euros per month	https://www.lesbellesannees.com/en/student-accommodation-orleans/
Odalys Campus Saint Jean	From 339 euros per month	https://www.odalys-campus.com/en/residences/student-residence-in-orleans-saint-jean/
Studylease	From 500 euros per month	https://www.studylease.com/ (site in French)
Crous Orléans Tours	From 200 euros to 400 euros per month	Etudes internationales - Crous Orléans-Tours (site in French)



**ONCE YOU
ARE HERE**

Once you arrive, you will have a few administrative things to do. We will be there to support you as much as possible. If you arrive at the start of the academic year in September, we will organize a workshop to give you all the information you need to settle down successfully.

You will find below a list of the most important things to do within the first few weeks.

The word "VISA" in a large, bold, black sans-serif font, positioned above a light purple rectangular background.

USEFUL LINK

<https://etrangers-en-france.interieur.gouv.fr/>

If you entered France with one of the following visas, VLS-TS-Etudiant, VLS-TS-Stagiaire, VISA long séjour « Passeport talent », you will need to get it validated within 2 months upon your arrival in France.

This is a simple process that can be done online.

You will need to enter information about your visa (number, dates etc.), your contact details, your French address and your date of entry in France. Once all the information is entered correctly, you will need to pay a small tax. Afterwards, you will receive an email with a certificate confirming the validity of your visa.

Algerian students also need to get their visa validated online within 2 months from the date of arrival. Here you can find more information (select « Je demande un titre de séjour »).

Please note, if you have any other type of visa, this is your responsibility to check its legal requirements. We are more than happy to help you if you are unsure and need some assistance with your visa. Do not hesitate to ask!

HEALTHCARE

Registration to Social Security

All students need to register to the Social Security (Sécurité Sociale) in order to be covered in case they need to see a GP (doctor) or use any healthcare services. It is free of charge to register and it is mandatory. To register and get more info please check [here](#).

Please note, if you are an EU student and have an [EHIC card](#), you do not need to register.

Registration in 3 easy steps

1

GET A PROVISIONAL REGISTRATION CERTIFICATE BY PROVIDING THE FOLLOWING DOCUMENTS:

- Copy of student card or School Registration Certificate
- Passport
- Student visa (VLS-TS)

Students with a provisional registration certificate obtain a [provisional Social Security Number](#). In case of medical expenses, they will need to pay up front and they will be partially reimbursed by the CPAM (Caisse Primaire d'Assurance Maladie) using their provisional Social Security Number.

2

COMPLETE THE REGISTRATION PROCESS BY PROVIDING THE FOLLOWING DOCUMENTS:

- Validated visa or Titre de Séjour
- Birth certificate
- Bank details (RIB – relevé d'identité bancaire)

3

OBTAIN YOUR CARTE VITALE (SOCIAL SECURITY CARD)

Once the registration complete on the [ameli website](#), students receive their social security card called Carte Vitale. This card will be used when seeing a doctor, going to the chemist etc. in order to be automatically reimbursed of part of the costs (60%).

USEFUL LINKS

[To start the registration process online](#)

[Detailed information about the registration process](#)

To book an appointment with a medical professional in France you can use the online appointment platform DOCTOLIB : Click [here](#)

Campus France has useful information and videos on how to register to the French social security system : Click [here](#)



Mutuelle étudiante

In France, the Social Security (Sécurité Sociale) covers part of the healthcare fees (60%). In order to be fully covered you need to subscribe to a « Mutuelle » (health Insurance). It is mandatory and there is plenty of choices to choose from for students. Prices range from about 5 to 15 euros per month.

Some of the most common student Mutuelle:

- LMDE - <https://www.lmde.fr/>
- HEYME - <https://hey.me/care/en/foreign-student>
- SMERRA - <https://smerra.fr/>
- SMENO - <https://www.smeno.com/>
- MGEN - <https://www.mgen.fr/offres-sante-prevoyance/oji/>



CESI FOR ME

All CESI students are part of the CESI FOR ME scheme. CESI FOR ME is a unique phone number they can use in order to get personalized support on various topics such as mental health, legal and administrative assistance or even social assistance (to help with accommodation, healthcare etc.).

More information will be given to our new students on arrival and can also be found on our website.

BANK ACCOUNT

All international students can open a bank account in France. We highly recommend that you open a bank account, as you will need it to pay your invoices, rent etc. but also to get your medical expenses reimbursed. When opening a bank account, you will obtain a bank card and a RIB (relevé d'identité bancaire which is a document containing your bank details).

Nearly all banks have Student Bank Account offers. You can compare the different offers [online](#).

Campus France has information and videos on how to open a bank account in France on their [website](#).

Documents to provide in order to open a bank account:

- Passport (with visa if non EU passport)
- Proof of address in France
- Student card or School registration certificate



Phone and **INTERNET**

Internet at home: You can get offers for about 20 to 30 euros per month to install internet in your new accommodation (if you are in a student accommodation, the internet might be included in your rent). Please note, you will need a French bank account to subscribe to an internet contract for your accommodation.

Phone: You can get many different offers with or without contract (plan, pre-paid, with or without handset (phone) etc.). If you want to subscribe to a plan, you will need a French bank account.

The most common and reputable internet & phone companies are Bouygues, Free, Orange and SFR.



CAMPUS TAX

In France all students need to pay a small tax called CVEC (Contribution à la Vie Etudiante et de Campus). You will need to pay this tax (about 100 euros) and get the certificate of payment, before being able to register for your studies.


Please note, if you are here on a Mobility, you do not need to pay this tax.

To know more about this tax, what it is for, if it applies to you etc. please check [here](#).

To pay online go to: [Etudiant.gouv.fr](https://etudiant.gouv.fr)



**WHILE YOU
ARE HERE**



SAFETY AND SECURITY



Here are a few useful numbers to know:

- SAMU (Medical Emergency) **dial 15**
- Police (any crimes) **dial 17**
- European Emergency number (free number in all of Europe for all type of emergency) **dial 112**
- Pompiers (firefighter) **dial 18**

For more information about safety and security in France, check:
www.campusfrance.org/en/security



EATING AND GOING OUT



Options on campus

You can bring your lunch, we have many places to eat and warm up your food (microwaves available).

Our campus is located in Orleans University campus and therefore enjoys many student places to eat around it. As a student, you can enjoy all the University Restaurants (RU) on campus. They are open until late and offer a wide range of food and prices. You can eat a full three-course meal for less than 5 euros!

At the heart of the Loire Valley, Orleans is a city famous for its historical heritage, culture and food! Find out what Orleans has to offer by visiting the tourist information website: www.tourisme-orleansmetropole.com/en/

TRAVEL



Orleans is only a short train ride away from Paris (just over an hour away from Austerlitz train station). In Orleans, there are 2 tramway lines, 36 bus lines and a wide network of rental bikes. You can enjoy unlimited access to all those transports thanks to TAO Network (check their website for map, timetables, rates etc.)

As a student, you can subscribe to the Youth monthly subscription which will give you unlimited access to public transports in and around Orleans for 25 euros per month.

More information on how to access our campus in Orleans is available on our website: Transports - Campus d'Orléans

Useful transport Apps you should upload:

- TAO APP: TAO is the company that runs all the public transports in Orleans and suburbs. On their App you can find useful maps, timetables, traffic info, prices etc.
- UBER: To book a taxi.



PLAN D'ACCÈS CESI - ORLÉANS



CESI

1 Allée du Titane
45100 Orléans
02 38 22 72 82

ACCÈS TRANSPORTS



Station
«Université-paro floral»



Station
«Université-parc floral»

ACCÈS VOITURE



Sortie 2

Olivet

CESI
ÉCOLE D'INGÉNIEURS

USEFUL LINKS

Life in Orléans

Before you arrive

Living in France

Budgeting

Alumni



THANK YOU



CONTACT



Régis Arnou
Animateur vie de campus
06.38.19.06.54



rarnou@cesi.fr



<https://orleans.cesi.fr/>



1 All. du Titane
45100 Orléans

*Free call and available services from 9am to 12pm and 2pm to 5pm
Monday to Friday.*